

Collaborating and Communicating with Classroom Teachers



Setting the Stage for
a Successful School Year in TD



Shared by: Lisa Pagano

Today's Goals:




- Learn how to...
 - Maximize the impact you have in your building(s) by strengthening collaboration and communication with classroom teachers to implement the TD Catalyst Model!
 - Build your evidence for the McREL Teacher Evaluation Instrument to showcase leadership within the building(s)
 - Utilize strategies to enhance collaboration:
 - ✦ Surveys
 - ✦ Set Up a "Share & Show"
 - ✦ Facilitate Vertical Planning
 - ✦ Monthly Staff Newsletter
 - ✦ Use Social Media
 - ✦ Co-Teaching Models

TD Catalyst Role



- Unique role within a school
- Support Staff Role
- Combination of working with teachers *and* working with students
- Direct *and* Indirect Services



Survey your Staff!



Beginning of the Year

- **Purpose:** to find out what teachers NEED; differentiate for our teachers the same way we differentiate for our students!
- How can you best SUPPORT them? 😊
- Survey via Survey Monkey or Google Forms or paper in their mailbox

Mid-Year *(second semester)*

- **Purpose:** to assess how you are doing and help identify areas for you to improve
- Survey via Survey Monkey or Google Forms or paper in their mailbox

McREL Standard 5: Teachers Reflect On Their Practice

McREL Standard 2: Teachers Establish a Respectful Environment for Diverse Learners

Survey your Staff!



How Can I Help You?

August 16, 2012

Dear Teachers,

I am looking forward to working closely with you this year at Irwin Academic Center! My goals are to instructionally support you, your grade level, and your students. To help me best support you, please take a minute or two to rank the top 6 services of support that you would benefit most from this year.

1= most important; 6 = least important

Return this form to my mailbox or my office as soon as you can. Thank!

--Lisa Pagano, Academic Facilitator

Teacher Name _____

Grade Level _____

Support Services	Ranking
Seek volunteer tutors to place in your classroom	
Differentiation strategies	
Challenging gifted and talented students	
Supporting struggling students	
Observe a lesson and provide feedback (NOT an evaluation... just support! @)	
Arrange for observations of fellow teachers in area of desired growth (seminars, classroom organization & management, literacy, etc...)	
Model specific instructional strategies. Please specify: _____	
Provide materials and resources	
Create teacher book clubs for professional development	
Locate information/journal articles/research on a specific topic. Please specify: _____	
Other:	

Additional Comments:

How am I doing?

Date _____

Dear Catalyst Teachers,

To help me assess how I have been doing this year and how I can serve you and your students better, please take a moment to complete this form. After you are finished, please place the survey in my mailbox. This process will keep surveys anonymous. Please be as honest as possible, and thank you again for your help as I strive to make the Talent Development program at Long Creek the best it can be!

--Ms. Pagano @

Please rate Ms. Pagano on the following:	Poor	Good	Excellent
Attentiveness to your students			
Speed of responsiveness to concerns			
Knowledge of grade level skills and concepts			
Ability to relate to and encourage your students			
Consistency in communication			
Ability to provide differentiated, challenging materials to meet the needs of AIG and other high achieving students			
Quality of in class learning activities			
Ability to challenge your students			
Quality of materials, ideas, and strategies provided			

One thing I like about collaborating and teaching with Ms. Pagano is...



One suggestion to improve the Talent Development program at Long Creek is...

Additional Comments:

Set Up a "Share & Show"



- Informal meet & greet to share the TD resources and materials available at your school
- Great way to introduce yourself, especially if you are new to the school
- Create a handout that lists the TD resources & materials available at your school
- Particularly good at low-pop schools, where they may not realize what types of higher level resources are available



- McREL Standard 1: Teachers Demonstrate Leadership

Set Up a "Share & Show"



You're Invited...
to a
Talent Development
Share & Show

Check out available literacy and math materials, novels, and other resources to use with your gifted and high-ability learners! ☺



Talent Development Materials

Albemarle Road
Elementary

Literacy

William & Mary Units
(teacher editions, student literature packets)

- Beyond Words
- Journeys & Destinations
- Literary Reflections
- Autobiographies
- Patterns of Change

Jacob's Ladder

- Level I
- Level II
- Level III

Nonfiction Benchmark Navigators

(6 student copies, 1 teacher edition, 1 question card, Jacob's Ladders)

- Math in the Garden
- Math to Munch On
- Medical Pioneers
- Sports Math
- Mathematical Thinkers
- Human Body
- A Voice for the Animals
- Number Games Around the World
- Plant Atlas
- Lewis and Clark

Math

Problem Solvers

- Grade 1
- Grade 2
- Grade 3
- Grade 4
- Grade 5
- Grade 6

Project M3 Math; Algebra

(teacher edition, student workbook)

- Awesome Algebra: Looking for Patterns and Generalizations (3rd Grade)
- At the Mall with Algebra: Working with Variables and Equations (4th Grade)
- Record Makers and Breakers: Using Algebra to Analyze Change (5th Grade)

Hands On Equations Kit

- Level 1
- Level 2
- Level 3

Build "Flex" Time into your Schedule

- In addition to your regular time with grade levels, designate certain time periods as "flex" time.
- "Flex" Time can be used for:
 - Co-teaching
 - Modeling lessons (with Reflection Form)
 - Collaborating on special projects
 - Coaching...and so much more!
- Teachers can sign up for time blocks. 😊
- McREL Standard 1: Teachers Demonstrate Leadership
- McREL Standard 4: Teachers Facilitate Instruction

Build "Flex" Time into your Schedule

- Utilize an online scheduling tool to help teachers easily sign up and keep yourself organized!
- Doodle www.doodle.com

Ms. Pagano's "Flex" Time-- September 2012

[Edit your poll](#) | 👤 1 | 💬 0 | ⌚ 42 days ago

Where: [Irwin Academic Center](#)

How can I provide instructional support to you and your students?

"Flex" time can be used for: co-teaching lessons, modeling lessons, special projects, coaching, pulling resources and materials, etc..

I have listed available times for the month of September. If you would like to sign up for "Flex" time, simply click on the time block and click "Yes", type your name and hit "Save." I will send you a follow-up email so we can plan for our time together.

Thanks!!

- Sign Up Genius www.signupgenius.com

Vertical Planning Sessions



- Create a TD PLC at your school with interested teachers
 - Provides ongoing PD to teachers working with TD/high-ability students
 - Lets teachers collaborate with teachers *across* grade levels
 - Creates a common language within the school
 - Helps strengthen the TD program within your school
-
- McREL Standard 1: Teachers Demonstrate Leadership

Vertical Planning Sessions



Long Creek Elementary Vertical TD Planning

April 8, 2011



Goal: participate in a collaborative, scholarly exchange of ideas to support each other in our efforts to raise student achievement and maximize the potential of our gifted and high-ability learners at Long Creek Elementary.

I. Talent Development Literacy Resources

- What items have been placed in the Groups folder?

II. Idea Swap

- Success Stories—Brag about what's going on in your TD literacy class! ☺

III. Wonderful Website to Check Out

- www.byrdseed.com → lots of great ideas that can be easily adapted for use in grades 1-5.

IV. Increasing Student Interaction in the Classroom

- Scholar Seminars and Mini Seminars
- Literature Circles
- "Table Texting"

V. Novel Studies

- New and fresh ideas for meeting the same of reading objectives ☺

VI. Browse and Borrow

- Check out/return materials and resources in the TD room.

"Each time we steal a student's struggle, we steal the opportunity for them to build self-confidence. They must learn to do hard things to feel good about themselves."

--Sylvia Ripon

My Notes....



Long Creek Elementary Vertical TD Planning

Friday, May 7, 2010



Goal: participate in a collaborative, scholarly exchange of ideas to support each other in our efforts to raise student achievement and maximize the potential of our gifted and high-ability learners at Long Creek Elementary.

I. Reflections

- What worked? What is going well? ☺
- How can we improve the TD program next year? ☺

II. Looking Ahead to '10-'11 . . .

- Schedule
- Materials Wish List
- Vertical Planning/Training Topics-How can we best use this time?

- Teacher Talk: grades 1-5... where do we go from here? Math? Reading?
- Set Personal Classroom Goals

Notes....

Monthly Staff Newsletters



- Great way to provide ongoing PD, resources, support, and ideas!
 - Make it a quick, but informative read
 - Share with your administrator. 😊
-
- McREL Standard 1: Teachers Demonstrate Leadership
 - McREL Standard 2: Teachers Establish a Respectful Environment
 - McREL Standard 3: Teachers Know the Content they Teach
 - McREL Standard 4: Teachers Facilitate Instruction
 - McREL Standard 5: Teachers Reflect on their Practice

Monthly Staff Newsletters

Talent Development ★ Tracker ★

Long Creek Elementary
October 2011
Volume 1, Issue 1

<http://longcreekt.d.cmswiki.wikispaces.net>

Welcome! ☺

Welcome to the first EVER issue of the **Talent Development Tracker!** The purpose of this newsletter is to provide information about...

- ✓ differentiation strategies
- ✓ ways to incorporate 21st century skills into your instruction
- ✓ wonderful websites that you can use to gain more information or use in your instruction

I hope that it will be a useful resource that gives you new ideas and some inspiration! Thank you for reading!

New & Nifty Novels

The TD Department has purchased 15 copies of each of the following novels:

- ✓ *The Wednesday Wars* by Gary Schmidt
- ✓ *Elijah of Buxton* by Christopher Paul Curtis
- ✓ *Dragon Wings* by Laurence Yep

I also purchased *Jacob's Ladder* Levels 4 and 5, which has passages written at 7th-8th grade reading levels.

The selections also contain 2 additional, challenging skill ladders—E and F which focus on Emotional Response and Reflection. Come by my room if you would like to check them out.

Technology Toolbox

Have you tried using Edmodo yet? Edmodo is a great tool for learning and a secure social learning network for teachers and students. It is also FREE! I am currently using it with my Research-O-Rama group and Ms. Pevey and I will be using it with our 5th graders in Literacy. You can use it to upload videos, links, and pose questions for discussion. It is also a great alternative to Paldeia Seminars! Once you set up an account, it is fairly easy to navigate. If you would like help setting up your class, just let me know!

www.edmodo.com

Feedback

What topics are YOU interested in learning more about? What kinds of resources do YOU need or want?

Would you be interested in writing a small column about something that is working well in your TD/accelerated class?

Remember— I am here to support you AND support our Mighty Mustangs! We can all learn from each other! ☺

Rich Resources

Have you checked out the TD Groups Folder lately? It is bursting with tons of material for you to use with your students! You will find electronic copies of *Jacob's Ladder*,

The Problem Solver, *Math Superstars*, *Hands-On Equations*, and so much more. I am constantly adding to it, so be sure to check it frequently. ☺

To access it, go to Groups:1→TD and Differentiation

It is organized into different sub-folders to make locating resources easy.

Super Strategy

We know that **Literature Webs** are great ways to analyze different reading selections, but they could be used for so much more! Have you ever tried using them with a speech, movie clip, advertisement, or song?

Hint: When using Literature Webs with an audio/visual piece of media, let students view or listen to it twice.

The first time, they are simply viewing it—the second time, they are recording key words, feelings, images/symbols, etc.. This will help direct your students' attention and they will retain so much more!

Wonderful Website

www.teachfactory.com → Krissy Venosdale, a gifted education teacher from Missouri, runs this blog and I LOVE it. Her posts are inspiring and I always learn something new. She also has really great ideas for lessons, how to engage gifted learners, and how to integrate different kinds of technology in a purposeful way. Check it out when you have a chance!

Metacognition Mania

This year I am making a conscious effort to challenge our students to reflect on their learning and "think about their thinking". I am providing opportunities for them to use rubrics to assess their performance on projects and learning tasks. I also ask them to respond in writing to different reflection questions, like:

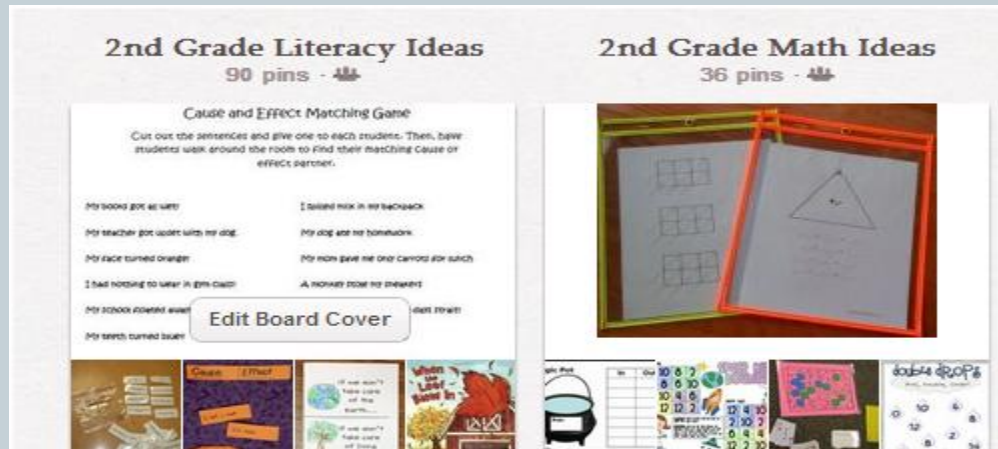
- What was the most challenging part of this assignment? Why?
- How has my thinking changed as a result of this task?
- How can I integrate what I learned today into what I already know?

This can be a great way to integrate writing into all subject areas (even math!). How can you get your scholars to think more about the learning process?

Use Social Media



- Pinterest= virtual pinboard
- Organize and share interesting items you find on the Internet
- Set up a collaborative Pinterest boards
 - Multiple "pinners" can pin ideas
 - "Collaboration around the clock"
 - Discuss at planning and ways to implement ideas



- McREL Standard 1: Teachers Demonstrate Leadership
- McREL Standard 2: Teachers Establish a Respectful Environment
- McREL Standard 3: Teachers Know the Content they Teach
- McREL Standard 4: Teachers Facilitate Instruction
- McREL Standard 5: Teachers Reflect on their Practice

Other Social Media Collaboration Tools



yammer



gaggle



edmodo



twitter

Co-Teaching Models



- Co-teaching is two or more educators who jointly deliver substantive instruction to a diverse group of students in a single space
- McREL Standard 1: Teachers Demonstrate Leadership
- McREL Standard 2: Teachers Establish a Respectful Environment
- McREL Standard 3: Teachers Know the Content they Teach
- McREL Standard 4: Teachers Facilitate Instruction
- McREL Standard 5: Teachers Reflect on their Practice

Benefits of Co-Teaching



- Lowers student: teacher ratio
- Provides more opportunities for student participation
- Collaboration & differentiation at its finest 😊
- Students provided with multiple methods of instruction
- Multiple points of view, perspectives
- Way for you to directly impact students AND teachers within your building

Lead & Support



- One teacher takes a lead in the classroom instruction while the other acts in a support capacity by assisting students or gathering information about student behavior.



Tiered Instruction



- One teacher takes responsibility for the large group while the other works with a smaller group for reteaching or enrichment.



Simultaneous Instruction



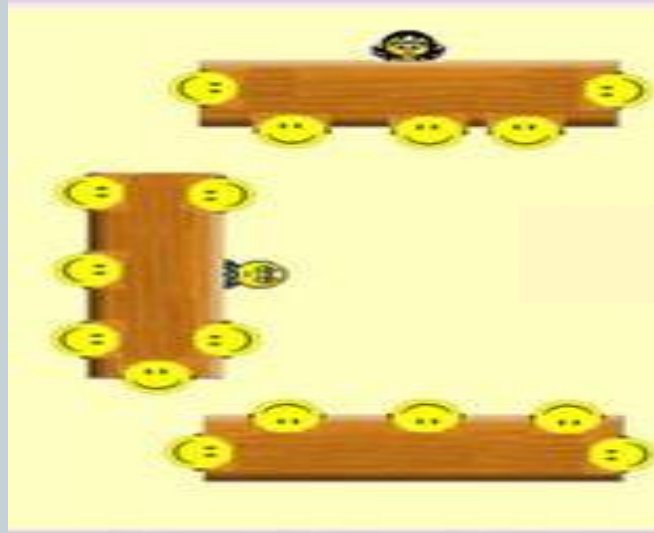
- Both teachers teach the same information, but they do so to a divided class group.
- Lowers teacher: student ratio



Rotation Instruction




- Teachers divide content and students.
- Each teacher then teaches the content to one group, then repeats the instruction for the other group.



Team Teaching



- Both teachers share delivery of the same instruction to a whole group of students.
- Most sophisticated form of co-teaching



Suggestions for Easing into Co-Teaching



- Communicate with the teacher and find out information about the class.
 - Management system
 - Behavior expectation
 - Student materials
- Offer to model a lesson.
- Co-plan a lesson with a classroom teacher. Offer to take the lead and allow the classroom teacher to interject. Reflect on the experience together.
- Experiment with the different models and vary the models you use with students depending on the lesson. 😊

Results:

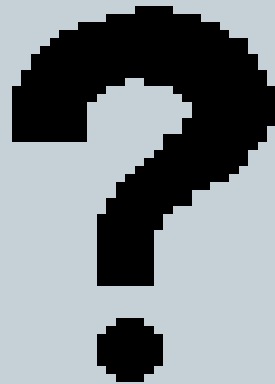


- Strong relationships built with administrators, teachers, families, and students
- Excitement and positive attitudes towards TD materials and strategies
- Consistent differentiation among grade levels
- Gifted and high-ability students were consistently challenged
- Common language developed within the school
- Incredible opportunities for teaching and learning for both teachers AND students 😊

Questions, Thoughts, Reactions?



- What ideas can you take back to your school?
- What are some other strategies TD Teachers can use to enhance collaboration and communication?



Thank You for Your
Time & Attention! 😊

Contact Info:

lisa.pagano@cms.k12.nc.us

<http://mispagano.cmswiki.wikispaces.net>